

KAMLESH K. JAIN

Chartered Accountant

105, R. K. House,

B/II. Shilp Building,

Off. C. G. Road,

Navrangpura, Ahmedabad – 380009

Phone : 079 – 26462900, 26406490

Email: ca.kamleshjain@gmail.com

INDEPENDENT AUDITOR'S REPORT

To,

The Members

Zodiac Energy Private Limited

Report on the Financial Statements

We have audited the accompanying financial statements of Ironite Co. Of India Limited, which comprise the Balance Sheet as at March 31, 2014, and the Statement of Profit & Loss for the year then ended on the same date, and a summary of significant accounting policies and other explanatory information.

Management's Responsibility for the Financial Statements

Management is responsible for the preparation of these financial statements that give a true and fair view of the financial position, financial performance and cash flows of the Company in accordance with the Accounting Standards referred to in sub-section (3C) of section 211 of the Companies Act, 1956.

This responsibility includes the design, implementation and maintenance of internal control relevant to the preparation and presentation of the financial statements that give a true and fair view and are free from material misstatement, whether due to fraud or error.

Auditor's Responsibility

Our responsibility is to express an opinion on these financial statements based on our audit. We conducted our audit in accordance with the Standards on Auditing issued by the Institute of Chartered Accountants of India. Those Standards require that we comply with ethical requirements and plan and perform the audit to obtain reasonable assurance about whether the financial statements are free from material misstatement.

An audit involves performing procedures to obtain audit evidence about the amounts and disclosures in the financial statements. The procedures selected depend on the auditor's judgment, including the assessment of the risks of material misstatement of the financial statements, whether due to fraud or error. In making those risk assessments, the auditor considers internal control relevant to the Company's preparation and fair presentation of the financial statements in order to design audit procedures that are appropriate in the circumstances. An audit also includes evaluating the appropriateness of accounting policies used and the reasonableness of the accounting estimates made by management, as well as evaluating the overall presentation of the financial statements. We believe that the audit evidence we have obtained is sufficient and appropriate to provide a basis for our audit opinion.



Opinion

In our opinion and to the best of our information and according to the explanations given to us, the financial statements give the information required by the Act in the manner so required and give a true and fair view in conformity with the accounting principles generally accepted in India:

(a) in the case of the Balance Sheet, of the state of affairs of the Company as at March 31, 2014;

(b) in the case of the Statement of Profit and Loss, of the profit for the year ended on that date.


Report on Other Legal and Regulatory Requirements

1. As required by the Companies (Auditor's Report) Order, 2003 issued by the Central Government of India in terms of sub-section (4A) of section 227 of the Act, we give in the Annexure a statement on the matters specified in paragraphs 4 and 5 of the Order.

2. As required by section 227(3) of the Act, we report that:

- a. we have obtained all the information and explanations which to the best of our knowledge and belief were necessary for the purpose of our audit;
- b. in our opinion proper books of account as required by law have been kept by the Company so far as appears from our examination of those books and proper returns adequate for the purposes of our audit have been received from branches not visited by us.
- c. the Balance Sheet, Statement of Profit and Loss dealt with by this Report are in agreement with the books of account and with the returns received from branches not visited by us;
- d. in our opinion, the Balance Sheet, Statement of Profit and Loss comply with the Accounting Standards referred to in subsection (3C) of section 211 of the Companies Act, 1956;
- e. on the basis of written representations received from the directors as on March 31, 2014, and taken on record by the Board of Directors, none of the directors is disqualified as on March 31, 2014, from being appointed as a director in terms of clause (g) of sub-section (1) of section 274 of the Companies Act, 1956.

For, Kamlesh K Jain
Chartered Accountant


(Kamlesh K Jain)
(Proprietor)
Membership No.: 049330



Date: September 1, 2014

Place: Ahmedabad

ANNEXURE TO THE INDEPENDENT AUDITORS' REPORT


In terms of the information and explanations given to us and the books and records examined by us in the normal course of audit and to the best of our knowledge and belief, we state as under:

- i. The company has maintained proper records showing full particulars including quantitative details and situation of its fixed assets. These fixed assets were physically verified by the Management during the year. We have been informed that no material discrepancies were noticed on such physical verification. Substantial parts of fixed assets have not been disposed of during the year, which will affect its status as going concern.
- ii. The Management at reasonable intervals has physically verified the stock of inventory during the year. In our opinion, the procedures of physical verification of inventory followed by the management reasonable and adequate in relation to the size of the company and the nature of its business. The company is maintaining proper records of inventory.
- iii. In our opinion, there is an adequate internal control procedure commensurate with the size of the company and the nature of its business, for the purchase of inventory and fixed assets and for the sale of goods. In our opinion, there is no continuing failure to correct major weakness in internal control.
- iv. According to information & explanation given to us there is no transaction exceeding the value of five lakh rupees in the financial year in respect of any party that need to be entered into a register in pursuance of section 301 of the Act.
- v. The Company has not taken any loan whether Secured or Unsecured from companies, firm or other parties covered in the registered under section 301 of the Act.
- vi. The company has not accepted deposits from the public.
- vii. In our opinion, the company has an internal audit system commensurate with its size and nature of its business.
- viii. The Central Government has not prescribed the maintenance of cost records by the Company under section 209(1) (d) of the Companies Act, 1956 for any of its products.
- ix. The company is regular in depositing undisputed statutory dues including Provident Funds, Investor Education and Protection Fund, Employees' State Insurance, Income tax, Sales tax, Wealth Tax, Custom Duty, Excise Duty, cess and other statutory dues with the appropriate authorities. According to the information and explanations given to us, no undisputed dues were outstanding as on March 31,2014 for a period of more than six months from the date they became payable.
- x. The company has no accumulated losses. The company has not incurred cash losses in the financial year under report and in the financial year immediately preceding such financial year.
- xi. In our opinion, the company has not granted loans and advances on the basis of security by way of pledge of shares, debentures and other securities.



- xii. The company is not a chit fund, nidhi or mutual fund/society.
- xiii. The company is not dealing or trading in shares, debentures and other investment.
- xiv. The company has not given any guarantee for loans taken by other from bank or financial institutions.
- xv. According to information and explanation given to us, the company has not defaulted in repayment of dues to any financial institution or bank.
- xvi. The company has not made any preferential allotment of shares during the year.
- xvii. The company has not raised any money by issue of debentures during the year.
- xviii. The company has not raised any money by public issue during the year.
- xix. According to the information and explanation given to us, during the year, no fraud on or by the company has been noticed or reported.

For, Kamlesh K Jain
Chartered Accountant


(Kamlesh K Jain)
(Proprietor)
Membership No. - 049330



Date: September 1, 2014
Place: Ahmedabad

ZODIAC ENERGY PRIVATE LIMITED
BALANCE SHEET AS AT 31 MARCH, 2014

Particulars	Sch. No.	Figures as at the end of current reporting period	Figures as at the end of previous reporting period
I. EQUITY AND LIABILITIES			
(1) Equity Shareholders Fund			
(a) Share Capital	1	8,833,600.00	8,833,600.00
(b) Reserve & Surplus	2	3,484,321.39	2,690,753.15
(c) Money received against share warrants		-	-
(2) Share Application Money Pending Allotment		-	-
(3) Non Current Liabilities			
(a) Long-term borrowings	3	19,978,273.43	5,949,766.43
(b) Deferred tax Liabilities (Net)		144,498.00	-
(c) Other long term liabilities	4	-	-
(d) Long term provisions	5	-	-
(4) Current Liabilities			
(a) Short Term Borrowings	6	7,939,461.60	14,456,542.85
(b) Trade Payable	7	30,537,048.78	181,487.00
(c) Other Current Liabilities	8	2,212,570.51	827,839.33
(d) Short Term Provision	9	258,372.00	258,372.00
Total Equity & Liabilities		73,388,145.71	33,198,360.76
II. ASSETS			
(1) Non Current Assets			
(a) Fixed Assets	10		
Gross Block		7,433,879.00	5,545,691.00
Less: Depreciation		1,710,974.61	1,271,817.09
Net Block		5,722,904.39	4,273,873.91
(b) Non-Current Investment	11	-	10,005.00
(b) Deferred Tax Assets (Net)		-	-
(d) Long Term Loans and Advances	12	1,759,509.71	1,496,728.71
(e) Other Non Current Assets	13	-	-
(2) Current Assets			
(a) Current investments	14	-	-
(b) Inventories	15	12,055,260.00	12,120,248.00
(c) Trade receivables	16	50,515,674.89	12,370,307.12
(d) Cash and cash equivalents	17	986,798.51	921,355.23
(e) Short-term loans and advances	18	1,165,946.43	1,442,041.75
(e) Other Current Assets	19	1,182,051.78	563,801.04
Total Assets		73,388,145.71	33,198,360.76

NOTES TO ACCOUNTS

20

Schedules referred to above and notes attached there to form an integral part of Balance Sheet

This is the Balance Sheet referred to in our Report of even date.

For, Kamlesh K Jain
Chartered Accountant

For, Zodiac Energy Pvt. Ltd.

Kamlesh K Jain
[M.No.049330]



[Signature]

Director

[Signature]

Director

Ahmedabad, September 1, 2014

Ahmedabad, September 1, 2014

ZODIAC ENERGY PRIVATE LIMITED

Notes forming part of Financial Statements

Note 1 : Share Capital

Share Capital	As at 31 March 2014		As at 31 March 2013	
	Number	₹	Number	₹
Authorised				
Equity Shares of ₹ 100 each	1,000,000	10,000,000	1,000,000	10,000,000
Issued				
Equity Shares of ₹ 100 each	1,000,000	10,000,000	1,000,000	10,000,000
Subscribed & Paid up				
Equity Shares of ₹ 100 each fully paid up	883,360	8,833,600	883,360	8,833,600
Total	883,360	8,833,600	883,360	8,833,600

Notes:- Reconciliation of the numbers of shares and amount out standing at the beginning and at the end of the reporting period

Particulars	Equity Shares		Preference Shares	
	Number	₹	Number	₹
Shares outstanding at the beginning of the year	883360	8833600	883360	8833600
Shares issued during the year	0	0	0	0
Shares bought back during the year	0	0	0	0
Shares outstanding at the end of the year	883,360	8,833,600	883,360	8,833,600

Details of shares held by each shareholder holding more than 5 percent shares specifying the number of shares held

Name of Shareholder	As at 31 March 2014		As at 31 March 2013	
	No. of Shares held	% of Holding	No. of Shares held	% of Holding
Mr. Kunjibihari J. Shah	473560	53.61%	473560	53.61%
Mr. Jugalkishor H. Shah	346000	39.17%	346000	39.17%



Zodiac Energy Private Limited

Notes forming part of financial statements

Notes :2 Reserve & Surplus

Sr. No	Particulars	₹	₹
		As at 31 March 2014	As at 31 March 2013
		₹	₹
1	Capital Reserve	-	-
2	Capital Redemption Reserve	-	-
3	Securities Premium Reserve	-	-
4	Debenture Redemption Reserve	-	-
5	Revaluation Reserve	-	-
6	Share Option Outstanding Account	-	-
7	General Reserve	-	-
8	Foreign Currency Translation Resrve	-	-
9	Hedging Reserve	-	-
10	Other Reserve- Development Reserve	-	-
11	<u>Surplus (Profit & Loss Account)</u>		
	Opening Balance	2,690,753.15	1,442,012.82
	Add: Profit for the current year	1,051,940.24	1,507,112.33
	Add: Transfrom from Reserve	-	-
	Less: Proposed Dividend	220,840.00	220,840.00
	Tax on Dividend	37,532.00	37,532.00
	Transfer to General Reserve	-	-
	Closing Balance	3,484,321.39	2,690,753.15
	Total in ₹	3,484,321.39	2,690,753.15



Note 3 : Long Term Borrowings

Particulars	As at 31 March 2014	As at 31 March 2013
	₹	₹
Secured		
(a) Bonds/debentures *(state in descending order of maturity or conversion, starting from the farthest redemption or conversion date)	-	-
(b) Term loans	7,539,950.83	502,154.00
(c) Deferred payment liabilities	-	-
(d) Deposits	-	-
(e) Loans and advances from related parties	-	-
(f) Long term maturities of finance lease obligations	-	-
(g) Other loans and advances (specify nature)	-	-
	7,539,950.83	502,154.00
In case of continuing default as on the balance sheet date in repayment of loans and interest with respect to (b) (e) & (g)		
1. Period of default	-	-
2. Amount	-	-
Unsecured		
(a) Bonds/debentures *(state in descending order of maturity or conversion, starting from the farthest redemption or conversion date)	-	-
(b) Term loans	-	-
(c) Deferred payment liabilities	-	-
(d) Deposits	12,438,322.60	5,447,612.43
(of the above, 0 is guaranteed by Directors and / or others)	-	-
(f) Long term maturities of finance lease obligations	-	-
	12,438,322.60	5,447,612.43
Total	19,978,273.43	5,949,766.43
(a) Trade Payables: *		
(i) Acceptances	-	-
(ii) Other than Acceptances	-	-
(b) Others:		
(i) Payables on purchase of fixed assets	-	-
(ii) Contractually reimbursable expenses	-	-
(iii) Interest accrued but not due on borrowings	-	-
(iv) Interest accrued on trade payables	-	-
(v) Interest accrued on others	-	-
(vi) Trade / security deposits received	-	-
(vii) Advances from customers	-	-
(viii) Income received in advance (Unearned revenue)	-	-
(ix) Others (specify nature)	-	-
Total	-	-



Note 5: Long-Term Provisions

Particulars	As at 31 March 2014	As at 31 March 2013
	₹	₹
(a) Provision for employee benefits:		
(i) Provision for compensated absences		
(ii) Provision for gratuity (net)		
(iii) Provision for post-employment medical benefits		
(iv) Provision for other defined benefit plans (net)		
(v) Provision for other employee benefits (give		
(b) Provision - Others:		
(i) Provision for premium payable on redemption of bonds		
(ii) Provision for estimated loss on derivatives		
(iii) Provision for warranty		
(iv) Provision for estimated losses on onerous contracts		
(v) Provision for other contingencies		
(vi) Provision - others (give details)		
Total		
Note 6 : Short Term Borrowings		
<u>Secured</u>		
(a) Loans repayable on demand		
from bank	7,939,461.60	14,456,542.85
from other parties	-	-
(b) Loans and advances from related parties	-	-
(c) Deposits	-	-
(d) Other loans and advances (specify nature)	-	-
	7,939,461.60	14,456,542.85
<u>Unsecured</u>		
(a) Loans repayable on demand		
from Banks	-	-
from other parties	-	-
(b) Loans and advances from related parties	-	-
(c) Deposits	-	-
(d) Other loans and advances (specify nature)	-	-
	-	-
	-	-
	7,939,461.60	14,456,542.85



Note 7 : Trade Payables


Particulars	As at 31 March 2014	As at 31 March 2013
	₹	₹
Trade payables:		
Acceptances	30,537,048.78	181,487.00
Other than Acceptances	-	-
	30,537,048.78	181,487.00
Note 8 : Other Current Liabilities		
(a) Current maturities of long-term debt	-	-
(b) Current maturities of finance lease obligations	-	-
(c) Interest accrued but not due on borrowings	-	-
(d) Interest accrued and due on borrowings	-	-
(e) Income received in advance	-	-
(f) Unpaid dividends	-	-
(g) Application money received for allotment of securities and due for refund #	-	-
(h) Unpaid matured deposits and interest accrued thereon	-	-
(i) Unpaid matured debentures and interest accrued thereon	-	-
(j) Other payables	2,212,570.51	827,839.33
(k) Booking Deposits	-	-
Total	2,212,570.51	827,839.33
Note 9 : Short Term provisions		
Provision For Employees Benefit		
Director's Remuneration	-	-
Total (a)	-	-
Others		
Provision for taxation (Net of Advance Tax)	-	-
Provision for propose equity dividend	220,840.00	220,840.00
Provision for propose equity divided tax	37,532.00	37,532.00
Total (b)	258,372.00	258,372.00
Total (a + b)	258,372.00	258,372.00



Zodiac Energy Private Limited

Notes : 10 Fixed Asset

Sr. No	Particulars	Rate	Gross Block			Depreciation			Net Block		
			Value at the beginning	Addition during the year.	Deduction during the year	Value at the end	Value at the beginning	Addition during the year	Deduction during the year	Value at the end	WDV as on 31.03.2014
Assets											
1	Air Conditioner	4.75%	471,809.00	-	-	471,809.00	22,410.93	-	85,217.95	386,491.05	408,901.98
2	Air Coolers	4.75%	6,200.00	-	-	6,200.00	294.50	-	4,387.50	1,812.50	2,107.00
3	Computer	16.21%	517,574.00	148,100.00	-	665,674.00	96,773.98	-	519,579.02	146,094.98	94,768.96
4	EPBX System	4.75%	19,115.00	-	-	19,115.00	907.96	-	16,923.14	2,191.86	3,099.82
5	Fan a/c	4.75%	28,086.00	8,506.00	-	36,592.00	1,690.87	-	10,257.45	26,334.55	19,519.42
6	Fax Machine	4.75%	24,000.00	-	-	24,000.00	1,140.00	-	20,459.00	3,541.00	4,581.00
7	Furniture & Fixture	6.33%	650,675.00	11,820.00	-	662,495.00	41,451.16	-	425,472.81	237,022.19	266,653.35
8	Honda City Car	9.50%	1,050,000.00	-	-	1,050,000.00	99,750.00	-	232,568.00	817,432.00	917,182.00
9	Mobile Instrument	4.75%	189,300.00	56,700.00	4,650.00	241,350.00	11,434.64	-	22,591.78	218,758.72	178,143.36
10	Office Equipments	4.75%	16,725.00	7,500.00	-	24,225.00	1,049.18	-	5,396.59	18,828.41	12,377.59
11	Pager	4.75%	6,510.00	-	-	6,510.00	309.23	-	5,104.52	1,405.48	1,714.71
12	Plant & Machinery	4.75%	1,257,697.00	1,721,750.00	24,038.00	2,955,409.00	88,957.69	-	188,772.75	2,766,636.25	1,168,730.31
13	Printer	4.75%	36,500.00	-	-	36,500.00	1,733.75	-	14,070.09	22,429.91	24,163.66
14	Refrigerator	4.75%	38,490.00	-	-	38,490.00	1,828.28	-	15,780.54	22,709.46	24,537.74
15	Stabilizers	4.75%	4,250.00	-	-	4,250.00	201.88	-	3,113.67	1,136.33	1,338.21
16	Telephone Instruments	4.75%	369,461.00	-	-	369,461.00	17,549.40	-	49,817.87	319,643.13	337,192.53
17	Tools Account	4.75%	32,808.00	-	-	32,808.00	1,558.38	-	18,209.46	14,598.54	16,156.92
18	Water Purifier	4.75%	28,940.00	-	-	28,940.00	1,374.65	-	14,630.64	14,309.36	15,684.01
19	Camera	4.75%	10,051.00	-	-	10,051.00	477.42	-	721.99	9,329.01	9,806.43
20	Crane	4.75%	787,500.00	-	37,500.00	750,000.00	20,394.09	-	57,800.34	692,199.66	767,105.91
	Total		5,545,691.00	1,954,376.00	66,188.00	7,493,879.00	1,271,817.09	439,157.52	2,710,974.61	5,722,904.39	4,273,873.31
Intangible Assets											
Capital Work-in-Progress											
Intangible Assets under development											
Assets held for sale											
	TOTAL (I + II + III + IV + V)		5,545,691.00	1,954,376.00	66,188.00	7,493,879.00	1,271,817.09	439,157.52	1,710,974.61	5,722,904.39	4,273,873.31



Zodiac Energy Private Limited
Notes forming part of Financial Statements
Note 11: Non Current Investments

Particulars	As at 31 March 2014	As at 31 March 2013
	₹	₹
A Trade Investments (Refer A below)		
(a) Investment Properties	-	-
(b) Investment in Equity instruments	-	-
(c) Investments in preference shares	-	-
(d) Investments in Government or Trust securities	-	-
(e) Investments in debentures or bonds	-	-
(f) Investments in Mutual Funds	-	-
(g) Investments in partnership firms*	-	-
(h) Other non-current investments (specify nature)	-	-
Total (A)	-	-
B Other Investments (Refer B below)		
(a) Investment Properties	-	-
(b) Investment in Equity instruments	-	-
(c) Investments in preference shares	-	-
(d) Investments in Government or Trust securities	-	-
(e) Investments in debentures or bonds	-	-
(f) Investments in Mutual Funds	-	-
(g) Investments in partnership firms*	-	-
(h) Other non-current investments	-	-
Total (B)	-	-
Grand Total (A + B)	-	-
Less : Provision for diminution in the value of investments	-	-
Total ₹,	-	-

Note 12 : Long Term Loans and Advances

Particulars	As at 31 March 2014	As at 31 March 2013
	₹	₹
a. Capital Advances		
Secured, considered good	-	-
Unsecured, considered good	-	-
Doubtful	-	-
Less: Provision for doubtful advances	-	-
b. Security Deposits		
Secured, considered good	1,135,793.71	715,567.71
Unsecured, considered good	-	-



Note 12 : Long Term Loans and Advances

Particulars	As at 31 March 2014	As at 31 March 2013
	₹	₹
c. Loans and advances to related parties		
Secured, considered good	-	-
Unsecured, considered good	-	-
Doubtful	-	-
Less: Provision for doubtful loans and advances	-	-
d. Loans and advances to employees		
Secured, considered good	-	-
Unsecured, considered good	-	-
Doubtful	-	-
Less: Provision for doubtful loans and advances	-	-
e. Pre-paid Exps.		
Unsecured, considered good	-	-
f. Advance Income-Tax		
Unsecured, considered good	623,718.00	781,161.00
g. Mat of Credit Entitlement		
Unsecured, considered good	-	-
(h) Balances with government authorities		
Unsecured, considered good		
(i) GEN VAT credit receivable	-	-
(ii) VAT credit receivable	-	-
(iii) Service Tax credit receivable	-	-
d. Other loans and advances (specify nature)		
Secured, considered good	-	-
Unsecured, considered good	-	-
Doubtful	-	-
Total	1,759,509.71	1,496,728.71

Note 13 : Other Non Current Assets

Particulars	As at 31 March 2014	As at 31 March 2013
	₹	₹
(a) Long-term trade receivables # (including trade receivables on deferred credit terms) (Refer Note below)		
Secured, considered good	-	-
Unsecured, considered good	-	-
Doubtful	-	-
Less: Provision for doubtful trade receivables	-	-
(b) Unamortised expenses		
(i) Ancillary borrowing costs	-	-
(ii) Share issue expenses (where applicable)	-	-
(iii) Discount on shares (where applicable)	-	-



Note 13 : Other Non Current Assets

Particulars	As at 31 March 2014	As at 31 March 2013
	₹	₹
(c) Accruals		
(i) Interest accrued on deposits	-	-
(ii) Interest accrued on investments	-	-
(iii) Interest accrued on trade receivables	-	-
(d) Others @		
(i) Insurance claims	-	-
(ii) Receivables on sale of fixed assets	-	-
(iii) Contractually reimbursable expenses	-	-
(iv) Others (specify nature)	-	-
Total	-	-

Note 14 : Current Investments

Particulars	As at 31 March 2014	As at 31 March 2013
	₹	₹
A. Current Portion of Long-Term Investment (At Cost)		
Total (A)	-	-
B. Other Current Investments (At lower of cost and fair value, otherwise if stated)		
(a) Investment in equity instruments	-	-
(b) Investment in preference shares	-	-
(c) Investment in government or trust securities	-	-
(d) Investment in debentures or bonds	-	-
(e) Investment in mutual funds	-	-
(f) Investment in partnership firms	-	-
(g) Other investment	-	-
Total (B)	-	-
Total (A+B)	-	-

Note 15 : Inventories

Particulars	As at 31 March 2014	As at 31 March 2013
	₹	₹
Closing Stock	12,055,260.00	12,120,248.00
Stock in Progress	-	-
Total	12,055,260.00	12,120,248.00



Note 16 : Trade Receivables

Particulars	As at 31 March 2014	As at 31 March 2013
	₹	₹
Outstanding for more than six months		
a) Secured, Considered Good :	-	-
b) Unsecured, Considered Good :	1,029,220.88	1,520,355.81
c) Doubtful	-	-
Others		
a) Secured, Considered Good :	-	-
b) Unsecured, Considered Good :	49,486,454.01	10,849,951.31
c) Doubtful	-	-
Total	50,515,674.89	12,370,307.12

Note 17 : Cash and Cash Equivalents

Particulars	As at 31 March 2014	As at 31 March 2013
	₹	₹
(a) Cash on hand	682,946.39	843,237.11
(b) Cheques, drafts on hand	-	-
(c) Balances with banks		
(i) In current accounts	303,852.12	78,118.12
(ii) In EEFC accounts	-	-
(iii) In deposit accounts	-	-
(iv) In earmarked accounts	-	-
- Unpaid dividend accounts	-	-
- Unpaid matured deposits	-	-
- Unpaid matured debentures	-	-
- Share application money received for allotment of securities and due for refund	-	-
- Balances held as margin money or security against borrowings, guarantees and other commitments	-	-
- Other earmarked accounts	-	-
(d) Others	-	-
Total [a + b + c + d]	986,798.51	921,355.23

Note 18 : Short Term Loans and Advances

Particulars	As at 31 March 2014	As at 31 March 2013
	₹	₹
(a) Loans and advances to related parties		
Secured, considered good	-	-
Unsecured, considered good	167,890.00	-
Doubtful	-	-
Less: Provision for doubtful loans and advances	-	-
Sub Total(a)	167,890.00	-



Note 18 : Short Term Loans and Advances

Particulars	As at 31 March 2014	As at 31 March 2013
	₹	₹
(b) Security deposits		
Secured, considered good	-	-
Unsecured, considered good	-	-
Doubtful	-	-
Less: Provision for doubtful deposits	-	-
Sub Total(b)	-	-
(c) Loans and advances to employees		
Secured, considered good	-	-
Unsecured, considered good	135,337.00	92,908.00
Doubtful	-	-
Less: Provision for doubtful loans and advances	-	-
Sub Total(c)	135,337.00	92,908.00
(d) Prepaid expenses - Unsecured, considered good	81.00	-
Sub Total(d)	81.00	-
(e) Balances with government authorities		
Unsecured, considered good		
(i) Excise Duty receivable	68,871.03	-
(ii) VAT credit receivable	-	329,105.00
(iii) Service Tax credit receivable	8,738.25	-
Sub Total(e)	77,609.28	329,105.00
(f) Inter-corporate deposits		
Secured, considered good	-	-
Unsecured, considered good	-	-
Doubtful	-	-
Less: Provision for doubtful Inter-corporate deposits	-	-
Sub Total(f)	-	-
(g) Others		
Secured, considered good	-	-
Unsecured, considered good	785,029.15	1,020,028.75
Doubtful	-	-
Less: Provision for other doubtful loans and advances	-	-
Sub Total(g)	785,029.15	1,020,028.75
Total (a + b + c + d + e + f + g)	1,165,946.43	1,442,041.75



Schedule :19 Other Current Assets

Particulars	₹	₹
	As at 31 March 2014	As at 31 March 2013
	₹	₹
(a) Unbilled revenue		
(b) Unamortised expenses		
(i) Ancillary borrowing costs	-	-
(ii) Share Issue expenses (where applicable)	-	-
(iii) Discount on shares (where applicable)	-	-
(c) Accruals		
(i) Interest accrued on deposits	-	-
(ii) Interest accrued on investments	-	-
(iii) Interest accrued on trade receivables	-	-
(d) Others		
(i) Insurance claims	-	-
(ii) Receivables on sale of fixed assets	-	-
(iii) Contractually reimbursable expenses	-	-
(iv) Others (Advance paid to suppliers)	1,182,051.78	563,801.04
	1,182,051.78	563,801.04
Total	1,182,051.78	563,801.04



Name of Company: Zodiac Energy Private Limited

Notes forming part of financial statements

Particulars	As at 31 March 2014	As at 31 March 2013
	₹	₹
Term Loans		
Axis Bank Car Loan A/C.	212,048.00	502,154.00
City Bank (Property Power Loan)	7,327,902.83	-
Total	7,539,950.83	502,154.00
Deposits		
Arunaben J Shah	1,743,188.00	371,804.00
J. H. Shah	2,739,581.00	87,220.00
K. J. Shah	5,292,709.40	3,419,511.23
K. J. Shah HUF	1,682,916.00	877,916.00
Neha J. Shah	72,250.00	72,250.00
Parul K Shah	907,678.20	618,911.20
Total	12,438,322.60	5,447,612.43
Trade Payables		
(a) Sundry Creditors for Goods		
AMBICA POLYMERS	183872.50	-
CHANDULAL D. SHAH & CO.	2174.00	-
CHUNILAL METALS	9523.00	-
DAYSUN INDIA	53851.00	53,851.00
DEEP STEEL PROFILE	4434.00	-
ELECPOWER PVT. LTD.	0.00	4,444.00
GREAVES COTTON LTD	27354288.80	-
HARSHIT METAL CORPORATION	788.00	-
JAYESH FASTENERS PVT LTD	54645.00	-
KAMESHWAR ENTERPRISE	1580.00	-
KRIPSON ELECTRICALS	15935.00	-
KRISHNA ABRASIVE & TOOLS PVT LTD	42515.00	-
MAXFLOW ENTERPRISE	16044.00	-
OM YANTRAM INDUSTRIES	17766.00	-
PATEL APPLIANCES	5168.68	-
PERFECT ENTERPRISES	7407.00	-
POONAM SALES CORPORATION	1972.00	-
RAJA STEELS	81391.00	-
RAJESHWARY ELECTRIC CO.	4930.00	-
REDREN ENERGY PVT LTD	296760.00	-
SANJAY SALES	16517.00	-
SHREE ASUDEV SALES	5409.00	-
SHREE ASUDEV TOOLS	2899.00	-
SHREEJI RUBBER WORLD	4797.00	-
SONI FASTNER	848.00	-
SPL FASTENERS PVT LTD	117619.00	-
TECHNO TRADE	89362.00	-
TIRUPATI METALS	26671.00	-
V CARE ENGINEERING P.LTD.	9888.00	-



Particulars	As at 31 March 2014	As at 31 March 2013
	₹	₹
VED PMC LTD	46177.00	-
VEERBHADRA ENTERPRISE	336396.00	-
VINAYAK TECHNO WORKS	8024.00	-
WESTERN STEEL AGENCY	45899.00	-
ZEBRON SOLAR POWER SOLUTIONS	3780.00	-
ZENITH POWER PROJECTS PVT. LTD	1228477.00	-
Total	30,107,807.78	58,295.00
(b) Sundry Creditors For Expenses		
ADHYASHKTI ENGINEERS	63064.00	-
AMBALAL HEMRAJBHAI VAGHELA	6300.00	-
AMBICA ENGINEERS	4480.00	-
ARBUDA TRADERS	1725.00	-
BIG SIGNS	11340.00	-
DHAN ROADLINES	38200.00	-
JADESHWAR ENGINEERING WORKS	2980.00	-
JAY KHODIYAR POWDER COAT	3401.00	-
KAMLESH K. JAIN	3500.00	-
OPENEYE SECURITY FORCE	2795.00	-
PHOENIX INDUSTRIES	12000.00	-
PURUSHOTTAM R. RATHOUR	1000.00	-
RAKESHBHAI R SUTHAR- LABOUR	39995.00	-
R.P.PANCHAL CONTRACTOR	68167.00	-
SHREE KRUPA SAMIRIKA FABRICATORS	18608.00	-
SHREE LAXMI ELECTRIC WORKS	2405.00	-
SONU COMPUTER	3600.00	-
UMIYA ENGIMECH	64641.00	-
VASANT N. PATEL	4000.00	-
VIDHI INDUSTRIES	6282.00	-
VINAY STEEL CORPORATION	277.00	-
CONFEDERATION OF INDIA INDUSTRY	32185.00	32,185.00
N.V.KATHIRIA ASSOCIATES	6000.00	6,000.00
Staff Advances	32,316.00	84,257.00
Sai Shlvam Enterprise	-	750.00
Total	429,241.00	123,192.00
Total (a+b)	30,537,048.78	181,487.00
Other current liabilities		
(a) Advances from customers		
CHEM PROCESS SYSTEMS PVT LTD	17032.00	-
CLARKE ENERGY INDIA PVT. LTD	44854.00	-
CONCEPT ENERGIES	43376.00	-
IN TIME TECHNICAL SERVICE	9246.00	-
McNALLY SAYAJI ENGINEERING LTD	1050.00	-
RUCHITMTECH	25000.00	-
SWASTIK ENTERPRISE	64552.00	-
VARDHAN SOLAR SYSTEM & FABRICATION	119615.00	-



Particulars	As at 31 March 2014	As at 31 March 2013
	₹	₹
Security Margin on solar water heater system	1564168.00	
Dakor Temple Committee	-	190,500.00
Matrix Meditech Pvt. Ltd.	-	45,000.00
Rajvi Petroleum	-	70,000.00
Total (a)	1,688,893.00	305,500.00
(b) Others		
Unpaid Professional Tax	26,040.00	3,260.00
Unpaid TDS	27,507.00	81,689.00
Unpaid Service Tax	-	50,384.33
Unpaid PF	1,538.00	1,538.00
Unpaid Vat	159,120.75	40,762.00
Unpaid Expenses	109,471.76	344,706.00
Total (b)	323,677.51	522,339.33
Total (a+b)	2,212,570.51	827,839.33



Zodiac Energy Private Limited

Schedule forming part of Balance Sheet as at 31 March 2014

Particulars	As at 31 March 2014	As at 31 March 2013
	₹	₹
Security Deposit		
Birfa Power Solution Ltd.	10,000.00	10,000.00
Earnest Money Deposit	443,450.00	220,724.00
Electricity Deposit	26,300.00	26,300.00
Factory Rent Deposit	370,000.00	120,000.00
Gas Cylinder Deposit	63,300.00	63,300.00
Godown Rent Deposit	112,750.00	127,250.00
Office Rent Deposit	70,000.00	70,000.00
Security Deposit D G Set	17,400.00	55,400.00
Telephone Deposit	22,593.71	22,593.71
Total	1,135,793.71	715,567.71
Sundry Debtors		
(a) Outstanding for more than six months		
Bharat Sanchar Nigam Ltd.	1,027,420.88	1,027,420.88
Active Engineers	-	152,871.93
GMMCO Ltd.	-	340,063.00
Justice Varma	1,800.00	-
Sub Total (a)	1,029,220.88	1,520,355.81
(b) Others		
Croff Reynolds Co.	866,190.71	45,506.10
Chem Process Systemes P. Ltd.	-	115,453.00
Clarke Energy Pvt. Ltd.	-	452,689.01
Dineshchandra R. Agrawal Infracon Pvt. Ltd.	28,085,019.80	-
Ingersoll Rand (India) Ltd	50,381.00	-
Karia Dist. Co. Op. Milk Produces Union Ltd.	-	118,297.00
Lakeland Builders & Developers	45,000.00	-
Lobel Solar Power System	3,572.00	-
Mazda Ltd.	4,107,211.30	84,361.50
M-Gen Power Systems Pvt. Ltd.	701.00	-
Ministry of New And Reneable Energy	5,208,756.00	-
N. A. Enterprise	5,015.00	-
Parikh Power Pvt. Ltd.	6,025,468.70	9,754,061.70
Prabodhbhai Patel	-	42,000.00
Prahladbhai P Patel	-	19,950.00
Sei Green Technology Pvt. Ltd.	1,092.00	-



Particulars	As at 31 March 2014	As at 31 March 2013
	₹	₹
Sunedison Energy India Pvt. Ltd.	3,077,475.00	-
Sunedison Solar Power India Pvt. Ltd.	1,206,000.00	-
Surya International	-	217,633.00
Surya Sales Corporation	804,571.50	-
Sub Total (b)	49,486,454.01	10,849,951.31
Total (a+b)	50,515,674.89	12,370,307.12
Advances to related Parties		
Accurate Engineers	167,890.00	-
Total	167,890.00	-
Advances to others		
Bhupat B. Patel - Maintenance Advances	407,029.15	407,029.15
Zen Enterprise	-	54,999.60
Krishna Machining Industries	378,000.00	558,000.00
Total	785,029.15	1,020,028.75
Advances to suppliers		
Delta Power Solution	300,000.00	-
Chirag Enterprise	271,441.04	271,441.04
Waaree Engineers Pvt. Ltd.	299,975.00	180,000.00
V Care Engineering P. Ltd.	-	112,360.00
Ambica Industries	20,000.00	-
Canap Engineering Pvt. Ltd.	2,697.00	-
C M Cargo	10,000.00	-
Digvijay Engineers & Fabricators	388.74	-
Hardik Engineering Works	147.00	-
Jyoti Fiber	1,000.00	-
Komal Hitulkumar Suther	400.00	-
Krishna International	11,000.00	-
Paramount Electricals & Engineers	982.00	-
R K Engineers	258,750.00	-
VIM Fab	5,271.00	-
Total	1,182,051.78	563,801.04

